

Serie PIN-TYPE

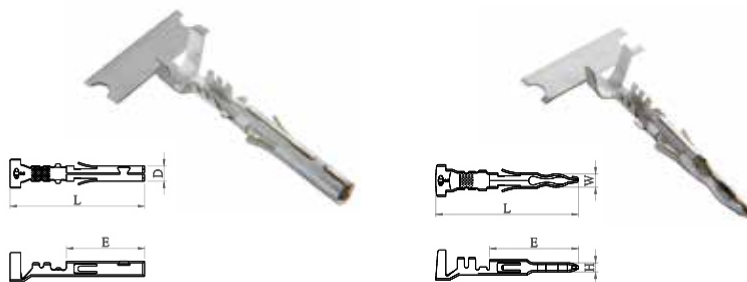
CONNESSIONI AUTOMOTIVE

Terminali + connettori

Connettori: PA66
Terminali: ottone

TERMINALE
FEMMINA **F**

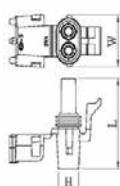
TERMINALE
MASCHIO **M**



RIF	CODICE	MATERIALE	TRATTAM.	SEZ. FILO	D	H	W	L	E	SPESS.	CONF.	NOTE
F	E689206	BS		1.25 - 2.0	3.0	/	/	26.5	15.4	0.32	2000	
	E689207	BS		0.5 - 0.85	3.0	/	/	26.5	15.4	0.32	2000	
M	E689306	BS		1.25 - 2.0	3.0	1.8	2.6	28.2	17.6	0.32	2000	
	E689307	BS		0.5 - 0.85	3.0	1.8	2.6	28.2	17.6	0.32	2000	

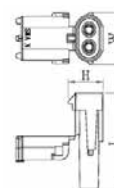
CONNETTORE
PORTA FEMMINA

ESWA02FB
2VIE



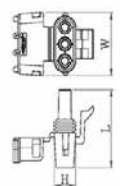
CONNETTORE
PORTA MASCHIO

ESWA02MB
2VIE



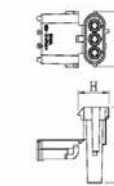
CONNETTORE
PORTA FEMMINA

ESWA03FB
3VIE



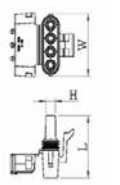
CONNETTORE
PORTA MASCHIO

ESWA03MB
3VIE



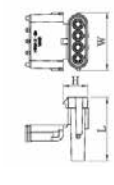
CONNETTORE
PORTA FEMMINA

ESWA04FB
4VIE



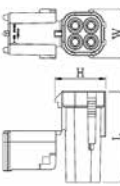
CONNETTORE
PORTA MASCHIO

ESWA04MB
4VIE



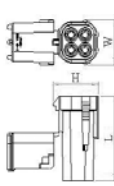
CONNETTORE
PORTA FEMMINA

ESWAA04FB
4VIE



CONNETTORE
PORTA MASCHIO

ESWAA04MB
4VIE



RIF	CODICE	MATERIALE	COLORE	TERMINALE	L	H	W	CONF.	NOTE
A	ESWA02FB	PA66	Nero	E879206-7	36.1	8.8	20.65	100	
B	ESWA02MB	PA66	Nero	E879306-7	42.75	13.45	22.85	100	
C	ESWA03FB	PA66	Nero	E879206-7	35.7	11.0	29.0	100	
D	ESWA03MB	PA66	Nero	E879306-7	42.6	18.9	30.55	100	
E	ESWA04FB	PA66	Nero	E879206-7	35.8	6.1	36.0	100	
F	ESWA04MB	PA66	Nero	E879306-7	42.15	16.6	38.15	100	
G	ESWAA04FB	PA66	Nero	E879206-7	36.2	13.8	20.8	100	
H	ESWAA04MB	PA66	Nero	E879306-7	42.95	24.95	22.75	100	

Serie **EMTP56 + EMTQ24**

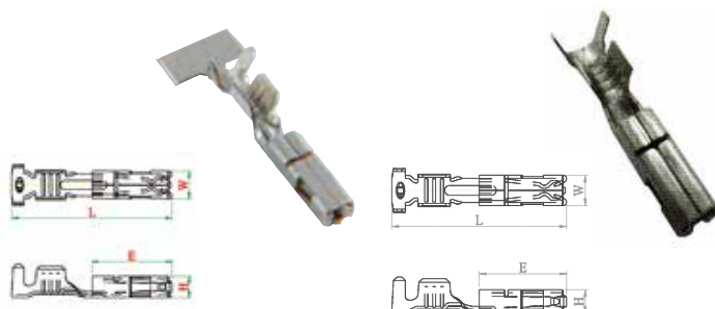
CONNESSIONI AUTOMOTIVE

Connessione per centralina elettronica

Connettori: PBT
Terminali: lega di rame

TERMINALE
FEMMINA **F**


TERMINALE
FEMMINA **FI**



RIF	CODICE	MATERIALE	TRATTAM.	SEZ. FILO	H	W	L	E	SPESS.	CONF.	NOTE
F	E822001	KS	S	1.25 - 2.0	2.65	3.45	20	10	0.35	3000	
FI	E616261	KS	S	1.0 - 2.5	4.0	3.4	19.9	10.2	0.35	2000	


CONNETTORE
PORTA FEMMINA

EMTP56FBK
56VIE




CONNETTORE
MASCHIO da C.S.

EMTP56MBK
56VIE




CONNETTORE
PORTA FEMMINA

EMTQ24F
24VIE



CONNETTORE
MASCHIO da C.S.

EMTQ24M
24VIE



CONNETTORE
PORTA MASCHIO

EMTQV24MB
24VIE



CONNETTORE
PORTA MASCHIO

EMTQV24MGY
24VIE



RIF	CODICE	MATERIALE	COL.	GRADO DI PROTEZ.	TEMP. DI LAVORO	TERMIN.	CONF.	NOTE
A	EMTP56FBK	PBT+GF 15%	Nero	IP67	-40°C / + 125°C	E822001	23	Accessori Kover/Slitta
B	EMTP56MBK	PBT + GF 30%	Nero		-40°C / + 125°C	C.S.	18	Circuito Stampato
C	EMTQ24F	PBT + GF 15%	Nero (EMTQ24FBK) Grigio (EMTQ24FGY)	IP67	-40°C / + 125°C	E822001 E616261	80	
D	EMTQ24M	PBT + GF 30%	Nero (EMTQ24MB) Grigio (EMTQ24MGY)	IP67	-40°C / + 125°C	C.S.	48	Circuito Stampato
E	EMTQV24MB	PBT + GF 30%	Nero	IP67	-40°C / + 125°C	E822102 E616161	70	Controparte a crimpare *
F	EMTQV24MGY	PBT + GF 30%	Nero	IP67	-40°C / + 125°C	E822102 E616161	70	Controparte a crimpare *

* Terminali chiedere ad ufficio commerciale

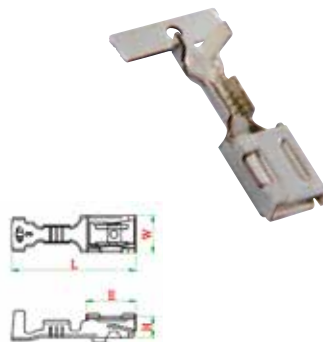
Serie SPECIALI

CONNESSIONI AUTOMOTIVE


Connettori + terminali

Connettoe PBT
Terminale: lega di rame

TERMINALE FEMMINA **F**



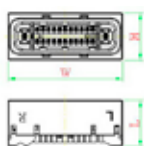
TERMINALE FEMMINA **FI**



RIF	CODICE	MATERIALE	TRATTAM.	SEZ. FILO	H	W	L	E	SPESS.	CONF.	NOTE
F	E618816	KS	2	2.0 - 3.0	3.7	5.9	19.6	7.8	0.3	2.000	
FI	E820008	KS	2	0.3 - 0.50	2.3	2.35	20.7	10.7	0.3	3.000	

CONNETTORE
PORTA FEMMINA

ECUMT26FBK-M
26VIE

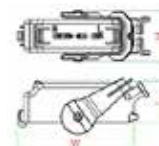


E



COPERCHIO

ECUMT26FBK-E
26VIE



F



RIF	CODICE	MATERIALE	COLORE	TERMINALE	L	H	W	CONF.	NOTE
E	ECUMT26FBK-M	PBT + GF	Nero	E618816K/E820008K	33.5	34.1	83	48	
F	ECUMT26FBK-E	PBT + GF	Nero	COPERCHIO	28.3	33.8	78.9	25	COPERCHIO